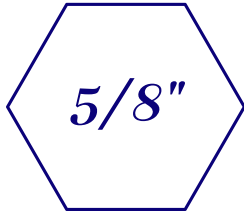


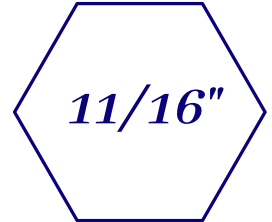
UNIVERSAL VALVE PORT INSTALL INSTRUCTIONS

Valve Port HEX Bit Size:




R134A LS CHARGE PORT
M10 SWITCH PORT
7/16-20 SWITCH PORT
R1234YF LS CHARGE PORT
R12 LS CHARGE PORT
R12 HS CHARGE PORT

R134A HS CHARGE PORT
M12 SWITCH PORT
R1234YF HS CHARGE PORT
R134A JRA CHARGE PORT



Recommended Torque Specification:



**60-120 (in lbf)
Inch-Pounds Force**